



Induction heating unit TTH15

Power 15kW

Frequency 70kHz-450kHz

Stationary design with one output for continuous operation

The induction heating unit TTH15 consists of two components, the high frequency Generator and the stationary heating station with the corresponding inductor.

The TTH15 has been designed with state of the art semiconductor technology and therefore enables an optimal overall efficiency of the unit. The generator automatically selects the resonance frequency for any inductor and thereby always achieves maximum output.

Unit design TTH15

Generator:

- on/off switch
- internal power supply
- automatic resonance recognition
- inductor short-circuit proof
- with measuring device for output power and frequency
- display of generator status with LEDs
- continuous target value regulation with potentiometer 0-100%
- remote control socket for PLC controller
- connection option for foot switch
- 1.5m connection cable between generator and heating station

Heating station:

- matching transformer with electrical insulation
- replaceable condenser bridges
- inductor connection
- inductor rapid fastener

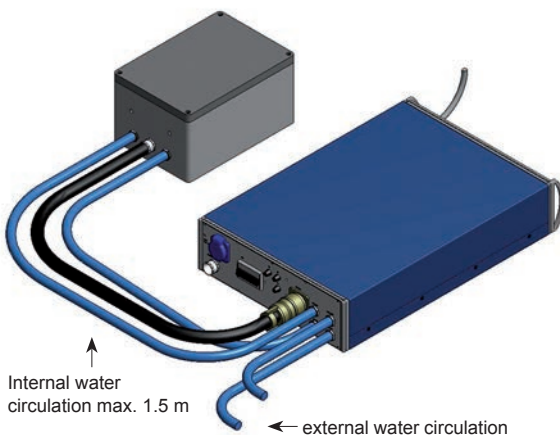
Remote control inputs:

- digital input for induction unit start
- analogue input 0-10V or 0-20mA for target value

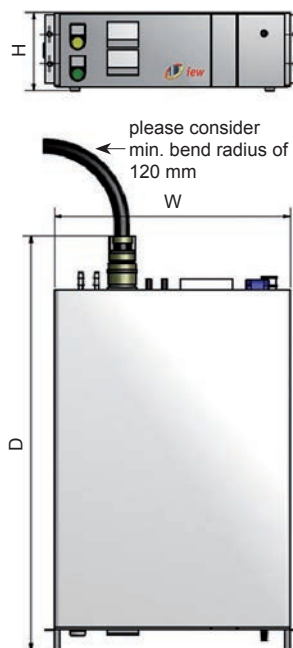
Remote control outputs:

- digital output for standby
- digital output for power transmission at the inductor
- digital output for induction unit error state
- analogue output 0-5V for power transmission at the inductor

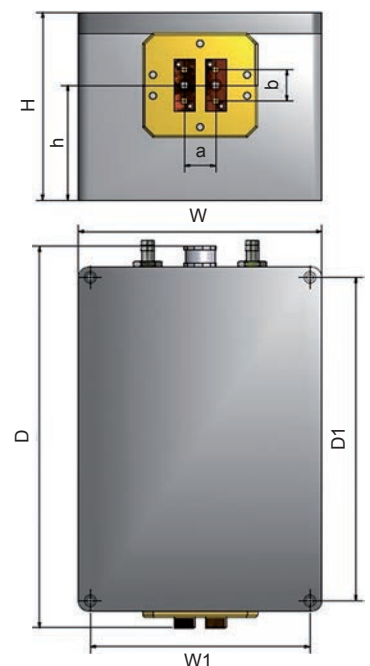
COOLING CIRCUIT CONNECTORS



GENERATOR



HEATING STATION



Technical Data TTH15

Generator

TTH15 HF-output:	15 kW
Total input power:	17 kVA
Power supply	3 x 400 V/N+PE 32A, 50-60 Hz
Internal control voltage	230 V/N AC 50-60 Hz
Amount of heating stations	1 (stationary)
Power-on time	100% (= continuous operation)
Frequency	70 kHz bis 450 kHz
Housing	Table housing 3HE, 84TE HF-design
Dimensions [W x H x D]	450 x 150 x 650 mm
Dimensions [W x H x D] with handles	450 x 150 x 690 mm
Weight	approx. 20 kg

Heating station

Dimensions [W x H x D]	240 x 210 x 420 mm
Mounting holes [W1 x D1]	190 x 400 mm
Inductor level h	110 +/-5mm
Connecting system inductor [a x b]	4 x M6, 50 x 30 mm
Weight	approx. 28 kg

Remote control

Power supply	24V/100mA and 12V/100mA DC
Inputs:	
Digital input coil energy transfer	24V DC
Digital input external reset	24V DC
External performance settings	0-10V or 0-20mA DC
Outputs (alternatively):	
Potential free relay contacts or	24V/1,25A (AC/DC)
Photomos outputs (high switching operation amounts)	24V/0,25A (AC/DC)
Outputs for generator conditions	<ul style="list-style-type: none">• standby state• power transmission to inductor• error state

Water demand

Water quality	Drinking water or cleaned filtered industrial water (no deionised or distilled water)
Water hardness	max 8 German degrees of hardness
Water connection	1x flow & 1x return
Water connection flow & return	1/2" hose clip, tube di=12mm
Pressure difference	4 – 6 bar
Supply temperature	18°C – 25°C (max. 30°C)
TTH15 Rate of flow	approx. 6 l/min (including coil cooling)
Switchpoint of waterflow	approx. 5 l/min

Article numbers and accessory list

ORDER NUMBER	ARTICLE DESCRIPTION	DESCRIPTION
Induction heating unit - stationary design		
IND0027	TTH15	continuous operation 100% with output power 15kW
Accessories		
IND0200	industry foot switch	foot switch to turn on and off the induction power
IND0203	industry foot switch with output power control	foot switch to turn the induction unit on and off and also to control the power output 0...100%
IND0205	10turn potentiometer	fixed adjustment of the output power with interlock
IND0252m	HUB TTH8-TTH15 320mm m	manual lifting device for heating stations TTH8 / TTH10 / TTH12 / TTH15
IND0252e	HUB TTH8-TTH15 a	automatic lifting device for heating stations TTH8 / TTH10 / TTH12 / TTH15
Inductor		
IND0300	inductor	customer specific inductors
Optional: temperature control		
S-REGULUSxxx	Regulus	temperature control or programm control
IND0850	SPS	automatic sequence control & temperature control prepared for small devices
IND0850small	SPS-Small	automatic sequence control & temperature control
S-Sirius	infrared pyrometer	infrared pyrometer 300°C...1300°C
S-Metis	infrared pyrometer	infrared pyrometer 75°C...550°C
S-xxx	accessories	accessories, mounts, air purge for pyrometer
Optional: cooling system		
RKA-Sigma 13	cooling system Sigma 13	cooling system for induction heating unit and inductor



iew Induktive Erwärmungsanlagen GmbH

Novomaticstr. 16 • 2352 Gumpoldskirchen • Austria
 T +43 2252 607 000-0 • F +43 2252 607 000-20 • E office@iew.eu
 www.iew.eu

Experts for every case of inductive heating

Soldering and brazing • Hardening • Annealing • Tempering • Shrink technology •
 Bonding • Welding • Smelting • Continuous heating • Material testing • Inert gas- and vac-
 uum technology • Special applications according to customer requirements • Science

